

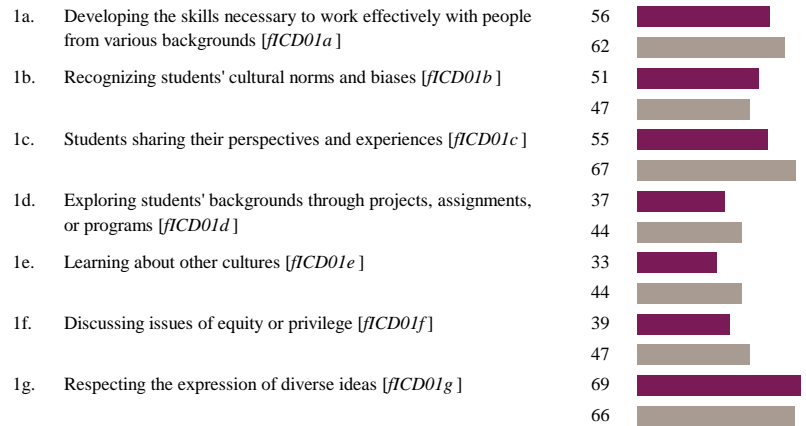


FSSE 2017
Inclusiveness & Engagement with Diversity
Topical Module
Humboldt State University

Faculty Responses

FSSE Item [Variable Name] *Very much + Quite a bit %*

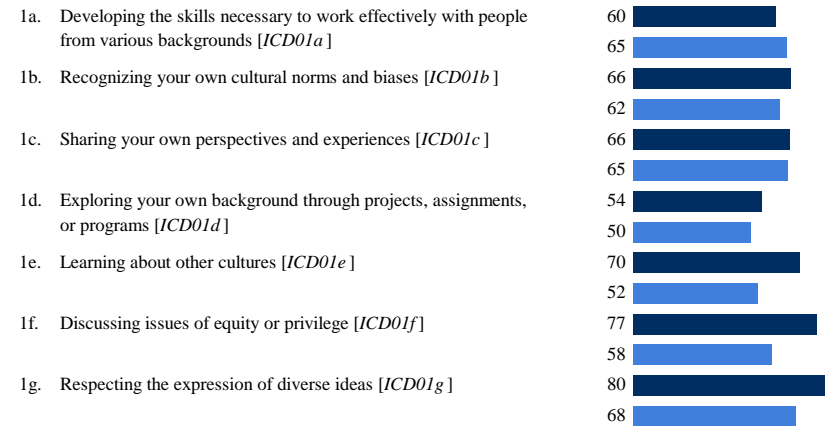
Faculty responses to: *Earlier, you answered some questions based on one particular undergraduate course section that you are teaching or have taught during this academic year. Thinking again about that course, how much does it emphasize the following?*



Student Responses (from NSSE 2017)

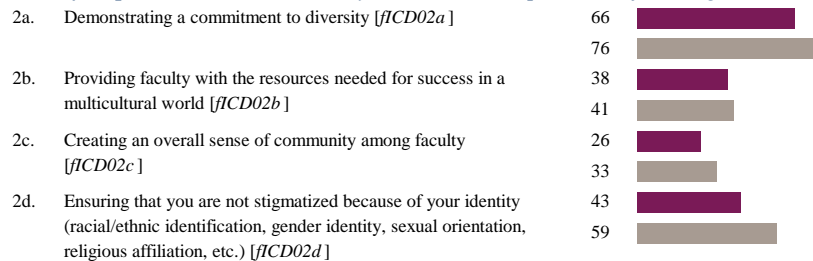
NSSE Item [Variable Name] *Very much + Quite a bit %*

Student responses to: *During the current school year, how much has your coursework emphasized the following?*



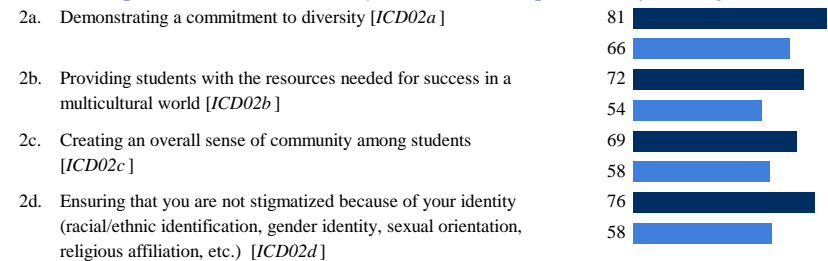
FSSE Item [Variable Name] *Very much + Quite a bit %*

Faculty responses to: *How much does your institution emphasize the following?*



NSSE Item [Variable Name] *Very much + Quite a bit %*

Student responses to: *How much does your institution emphasize the following?*



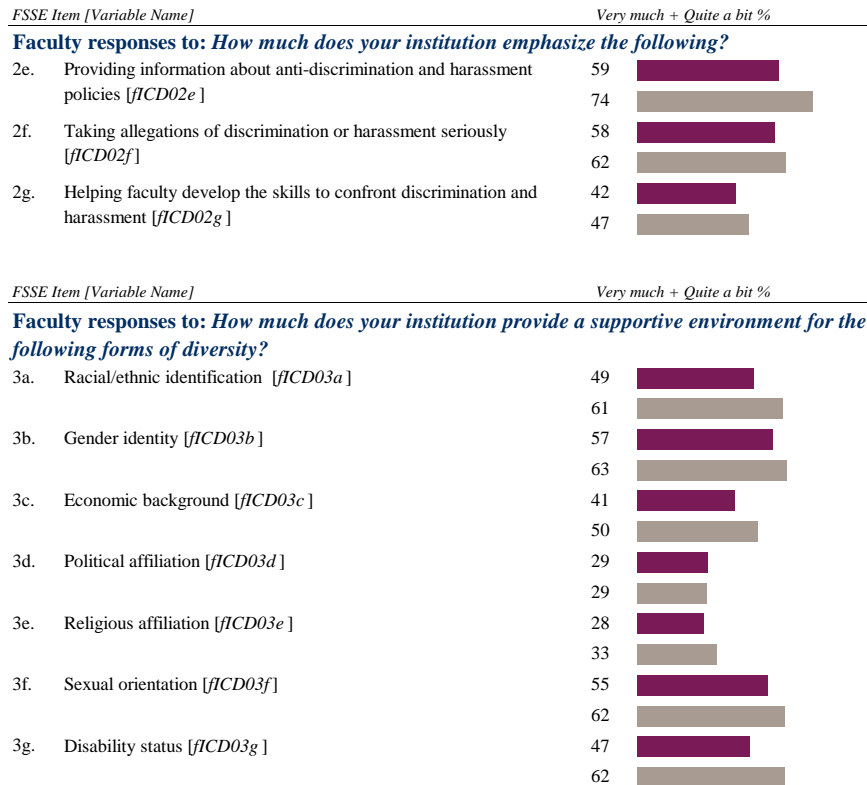
■ Lower-Division
■ Upper-Division

■ First-Year
■ Senior

FSSE 2017 Inclusiveness & Engagement with Diversity Topical Module

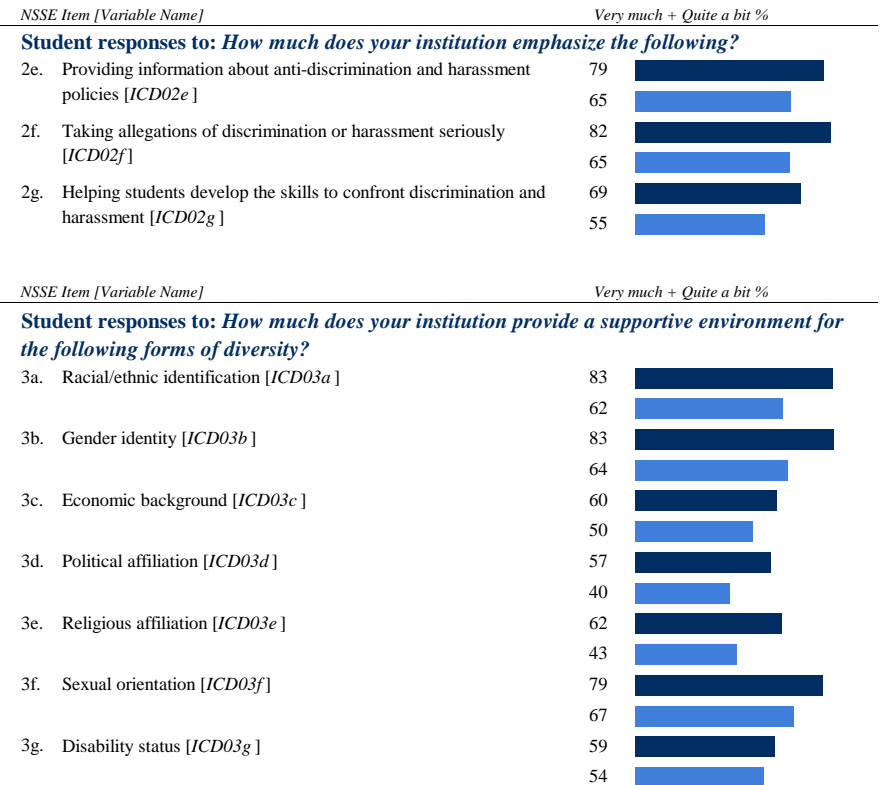
FSSE-NSSE Combined Responses Humboldt State University

Faculty Responses



Lower-Division
Upper-Division

Student Responses (from NSSE 2017)



First-Year
Senior

	Var. Name	Response Options	Lower Division		Upper Division		Total		
			Count	%	Count	%	Count	%	
1. Earlier, you answered some questions based on one particular undergraduate course section that you are teaching or have taught during this academic year. Thinking again about that course, how much does it emphasize the following? On the core FSSE survey, respondent must answer "Yes" to #7 (that they teach an undergraduate course) to receive the items in #1 in this item set.									
a.	Developing the skills necessary to work effectively with people from various backgrounds	fICD1a	Very little	7	13	12	11	19	11
			Some	17	31	31	27	48	29
			Quite a bit	12	22	29	26	41	25
			Very much	18	33	41	36	59	35
			Total	54	100	113	100	167	100
b.	Recognizing students' cultural norms and biases	fICD1b	Very little	13	25	26	23	39	24
			Some	13	25	33	29	46	28
			Quite a bit	13	25	20	18	33	20
			Very much	14	26	33	29	47	28
			Total	53	100	112	100	165	100
c.	Students sharing their perspectives and experiences	fICD1c	Very little	9	17	11	10	20	12
			Some	15	28	26	23	41	25
			Quite a bit	14	26	30	27	44	27
			Very much	15	28	44	40	59	36
			Total	53	100	111	100	164	100
d.	Exploring students' backgrounds through projects, assignments, or programs	fICD1d	Very little	16	31	38	34	54	33
			Some	17	33	25	22	42	26
			Quite a bit	8	15	18	16	26	16
			Very much	11	21	31	28	42	26
			Total	52	100	112	100	164	100
e.	Learning about other cultures	fICD1e	Very little	18	33	38	35	56	34
			Some	18	33	24	22	42	26
			Quite a bit	10	19	20	18	30	18
			Very much	8	15	28	25	36	22
			Total	54	100	110	100	164	100
f.	Discussing issues of equity or privilege	fICD1f	Very little	15	28	36	33	51	31
			Some	18	33	22	20	40	24
			Quite a bit	10	19	15	14	25	15
			Very much	11	20	37	34	48	29
			Total	54	100	110	100	164	100
g.	Respecting the expression of diverse ideas	fICD1g	Very little	7	13	14	13	21	13
			Some	10	19	24	21	34	20
			Quite a bit	14	26	26	23	40	24
			Very much	23	43	48	43	71	43
			Total	54	100	112	100	166	100
2. How much does your institution emphasize the following?									
a.	Demonstrating a commitment to diversity	fICD2a	Very little	4	8	3	3	7	4
			Some	14	26	24	22	38	23
			Quite a bit	18	34	45	41	63	38
			Very much	17	32	39	35	56	34
			Total	53	100	111	100	164	100
b.	Providing faculty with the resources needed for success in a multicultural world	fICD2b	Very little	11	20	16	15	27	17
			Some	23	42	48	44	71	44
			Quite a bit	11	20	26	24	37	23
			Very much	10	18	18	17	28	17
			Total	55	100	108	100	163	100
c.	Creating an overall sense of community among faculty	fICD2c	Very little	19	36	30	28	49	30
			Some	20	38	42	39	62	39
			Quite a bit	6	11	26	24	32	20
			Very much	8	15	10	9	18	11
			Total	53	100	108	100	161	100

	Var. Name	Response Options	Lower Division		Upper Division		Total	
			Count	%	Count	%	Count	%
d. Ensuring that you are not stigmatized because of your identity (racial/ethnic identification, gender identity, sexual orientation, religious affiliation, etc.)	fICD2d	Very little	8	15	10	9	18	11
		Some	22	42	35	32	57	35
		Quite a bit	13	25	42	39	55	34
		Very much	10	19	22	20	32	20
		Total	53	100	109	100	162	100
e. Providing information about anti-discrimination and harassment policies	fICD2e	Very little	2	4	4	4	6	4
		Some	20	37	25	23	45	27
		Quite a bit	17	31	43	39	60	37
		Very much	15	28	38	35	53	32
		Total	54	100	110	100	164	100
f. Taking allegations of discrimination or harassment seriously	fICD2f	Very little	7	13	14	13	21	13
		Some	15	29	27	25	42	26
		Quite a bit	15	29	38	35	53	33
		Very much	15	29	30	28	45	28
		Total	52	100	109	100	161	100
g. Helping faculty develop the skills to confront discrimination and harassment	fICD2g	Very little	12	23	19	17	31	19
		Some	19	36	40	36	59	36
		Quite a bit	11	21	34	31	45	27
		Very much	11	21	18	16	29	18
		Total	53	100	111	100	164	100
3. How much does your institution provide a supportive environment for the following forms of diversity?								
a. Racial/ethnic identification	fICD3a	Very little	9	18	9	8	18	11
		Some	17	33	33	31	50	31
		Quite a bit	12	24	37	34	49	31
		Very much	13	25	29	27	42	26
		Total	51	100	108	100	159	100
b. Gender identity	fICD3b	Very little	5	10	6	6	11	7
		Some	17	33	33	31	50	32
		Quite a bit	16	31	35	33	51	33
		Very much	13	25	31	30	44	28
		Total	51	100	105	100	156	100
c. Economic background	fICD3c	Very little	11	22	16	15	27	17
		Some	19	37	36	34	55	35
		Quite a bit	14	27	31	30	45	29
		Very much	7	14	22	21	29	19
		Total	51	100	105	100	156	100
d. Political affiliation	fICD3d	Very little	15	29	38	36	53	34
		Some	21	41	37	35	58	37
		Quite a bit	9	18	20	19	29	18
		Very much	6	12	11	10	17	11
		Total	51	100	106	100	157	100
e. Religious affiliation	fICD3e	Very little	14	28	36	34	50	32
		Some	22	44	34	32	56	36
		Quite a bit	6	12	19	18	25	16
		Very much	8	16	16	15	24	15
		Total	50	100	105	100	155	100
f. Sexual orientation	fICD3f	Very little	4	8	6	6	10	6
		Some	19	37	34	32	53	34
		Quite a bit	16	31	36	34	52	33
		Very much	12	24	29	28	41	26
		Total	51	100	105	100	156	100
g. Disability status	fICD3g	Very little	10	20	11	11	21	14
		Some	17	33	28	27	45	29
		Quite a bit	13	25	38	37	51	33
		Very much	11	22	26	25	37	24
		Total	51	100	103	100	154	100