

Brief agenda for 16 Oct 2019; 1-2 pm; SBS 405
HSI STEM Steering Committee

1. Welcome, outline for today (1-1:10)
2. Deeper dive in Summer Immersion report (1:10-1:30) – Kat
 - a. Late homework...
 - b. Onboarding schedule tracks
 - c. Results from welcome survey
 - d. Students' quotes
 - e. Size and growth
 - f. Cost
 - g. Action: discussion of ideas to involve CCAEs more
3. HHMI/Escala Report (1:30-1:35) – Amy
4. Assessment update (1:35-1:45) – Matt/Steven
 - a. Report on request for disaggregated data
 - b. Retention teaser (more next month)
 - c. Action: suggestions
5. Report on EOP Botany Bridge (1:45-1:55) – Dan
6. Announcements (1:55-2:00)

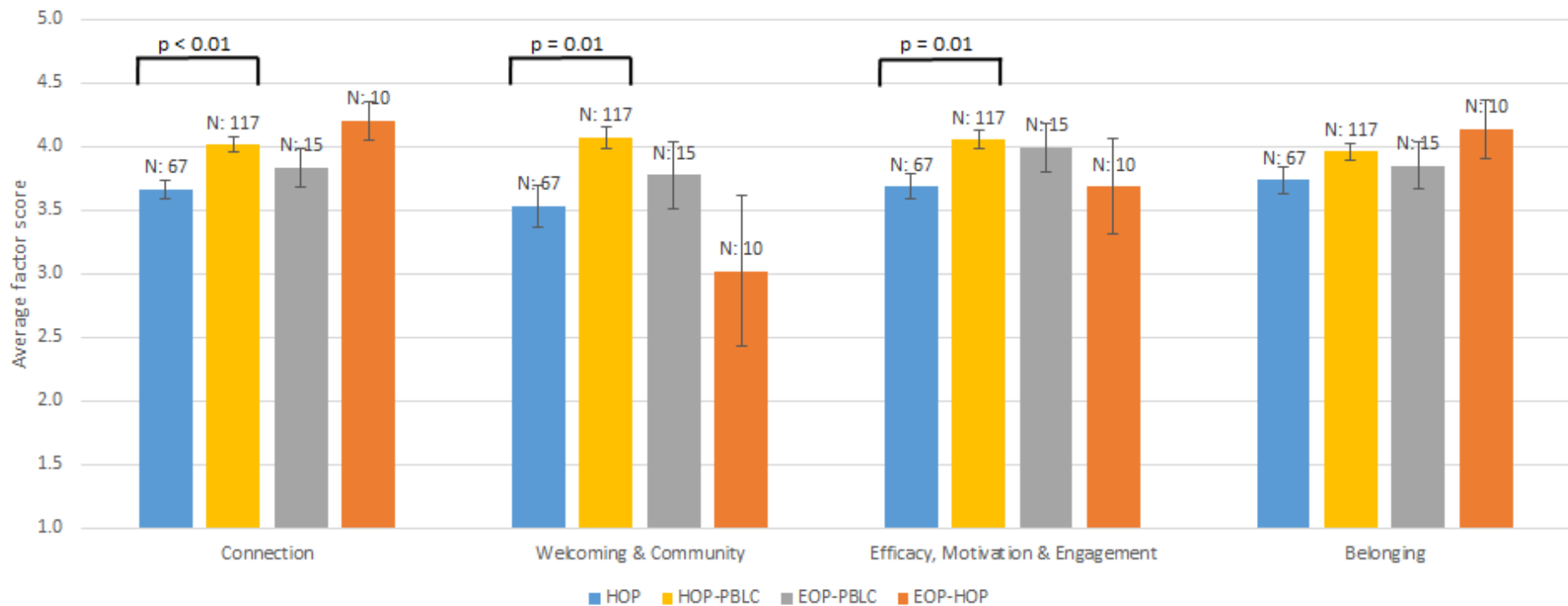
2019 Welcome Programming

		SA	SU	M	T	W	R	F
AM	PBLC	Move In		HOP			PBLC	
PM								
AM	PBLC/EOP	Move In	EOP			PBLC		
PM								
AM	EOP	Move In	EOP	Bridge	HOP			
PM								
AM	HOP			Move In	HOP			
PM								

Welcome to HSU Fall 2019 Survey Results

Average Factor Score for 1st-Year Orientation Pathways

Standard Error bars are shown



Quotes

Klamath Connection - “I believe educators on this campus are committed to my success because of the encouraging amount of support I was ensured in Klamath Connection by my professors themselves. Klamath Connection was an amazing opportunity I am so grateful to be apart of. Even on the way to Klamath River, the professors on my bus were sure to waste no time at al to introduce themselves and teach us students about the wildlife here in Humboldt County.”

Quotes

Stars to Rocks - “During the Stars to Rocks Summer Immersion, all of the speakers, teachers, and staff were incredibly kind and enthusiastic. They made sure that we knew what resources were available to us as HSU students, as well as how much support we have from our peers and teachers as we go forward into our respective fields. Also, they taught us how connected the various subjects/fields of research in the Stars to Rocks program are, making sure we knew that we could easily change our focus of study towards something else, without having wasted a great amount of time and money for classes.”

Quotes

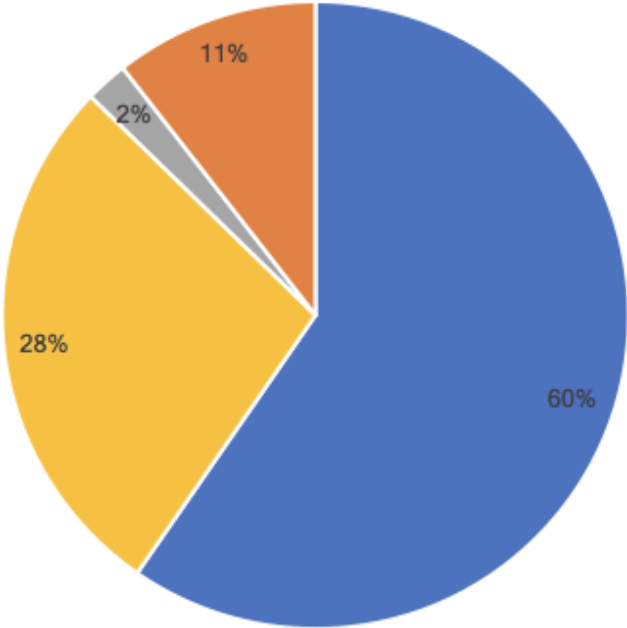
Rising Tides - “During summer immersion, the faculty that was supervising/leading us took every opportunity to learn about the students and to share their knowledge. Dawn Goley talked to me about one of her colleagues that is working in the the specified field I want to be in and advised me to establish a line of communication with her. Dr. Jeff Abel learned my name after the first day, and was willing to answer all of the questions I, and the other students, had. “

Quotes

Among Giants - “The educators that I met and worked with during summer immersion really seemed to care about how engaged we were with the programming, and made it clear how what we were learning would be useful in our future classes, internships, and field of study. Missy Hawkins very clearly explained and demonstrated how important camera trapping skills are in mammalogy, and Dawn Goley explained how important clear, detailed field notes are for future reference. Erik Jules provided an excellent example of how important making stored data accessible for the future was”

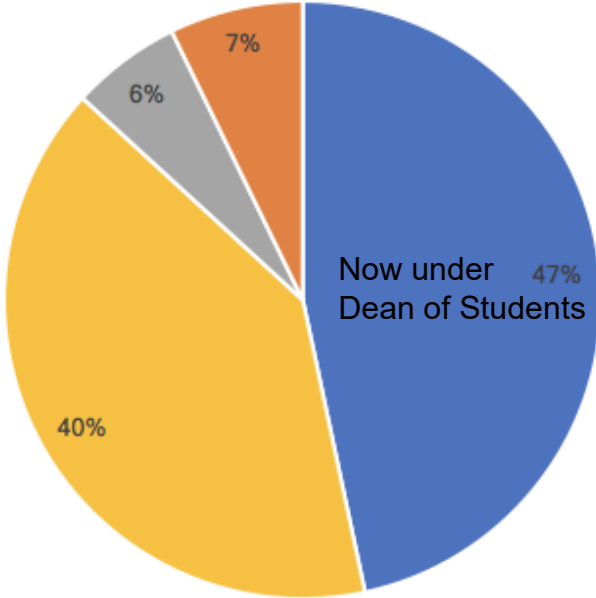
Changes

2019 Programming for Incoming First Time Freshmen



■ HOP ■ PBLC - HOP ■ EOP - PBLC ■ EOP - HOP

2020 Programming for Incoming First Time Freshmen
Projected participation using 2019 enrollment data



■ HOP ■ PBLC - HOP ■ EOP - PBLC ■ EOP - HOP

Summer Immersion Cost 2019

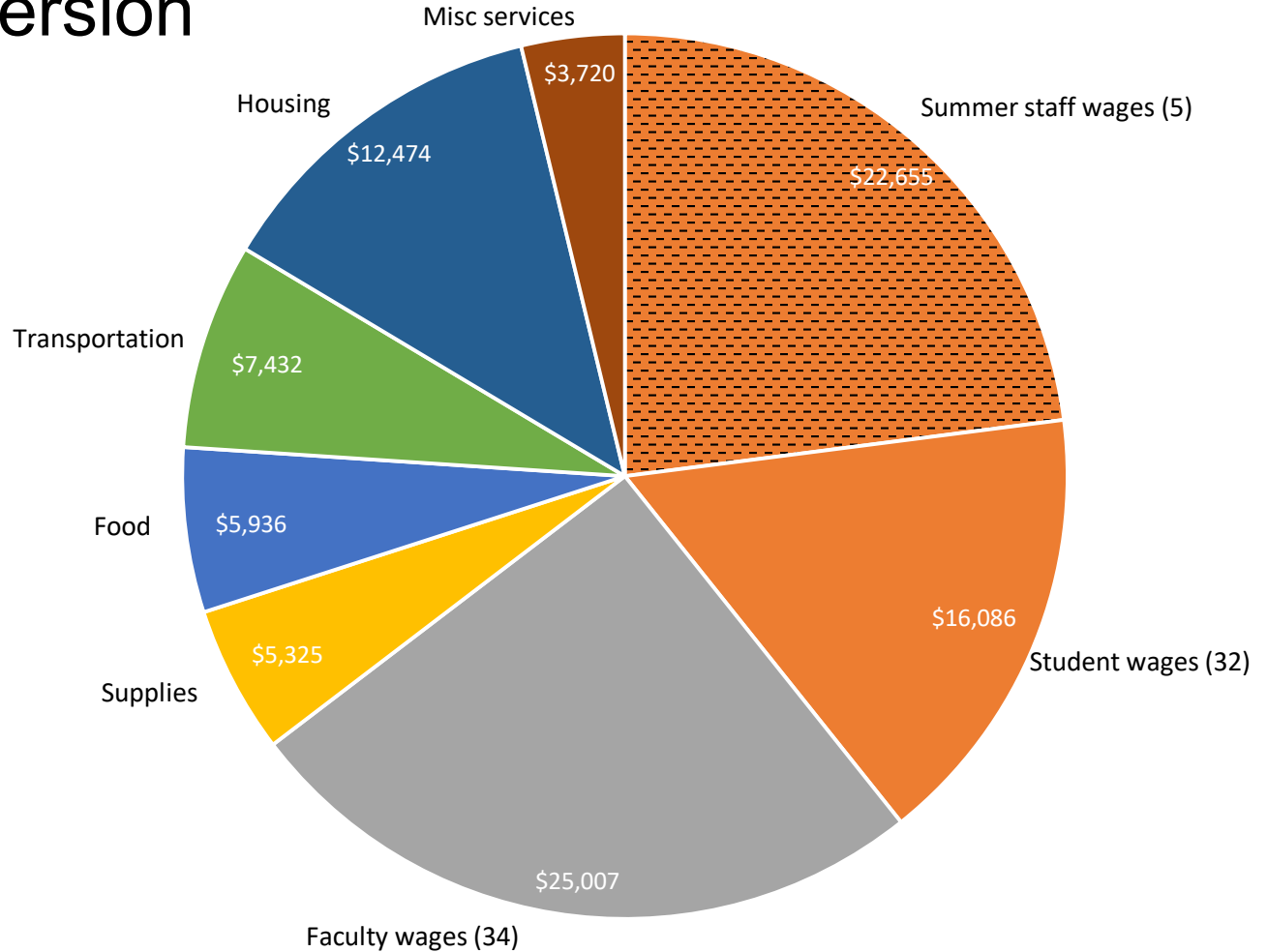
Total = \$98,635

249 students

3½ days

\$396 per student

\$113 per student-day



HHMI

Interested?

aes54@Humboldt.edu

2018 cohort, 1st-year URG retention results...teaser

86.5% -- PBLC participants (highest yet!)

79.7% -- CNRS (up over 10% from last year, highest in at least 8 yrs!)

68.1% -- CAHSS

69.0% -- CPS

72.0% -- HSU overall

After 3 cohorts of KC...Latinx students (86):

- Stronger sense of community (composite Mapworks survey score; 5.49 vs. 5.31)
- More units earned in 1st year (27.8 vs. 24.3)
- Higher 1st year GPAs (2.85 vs. 2.65)
- Higher rates of Gateway course completion (especially in Bot, Chem, and Math 113/101)
- Higher 1st year retention at HSU (81% vs. 73%) and in STEM specifically (78% vs. 65%)
- Eliminated gap in STEM retention between Latinx students and their non-Latinx counterparts in KC

After 3 cohorts of KC...All URG students (105):

- Stronger sense of community (composite Mapworks survey score; 5.39 vs. 5.02)
- More units earned in 1st year (26.3 vs. 22.7)
- Higher 1st year GPAs (2.69 vs. 2.47)
- Higher rates of Gateway course completion (especially in Bot, Chem, and Math 113/101)
- Higher 1st year retention at HSU (81% vs. 70%) and in STEM specifically (71% vs. 54%)
- Eliminated gap in STEM retention between URG students and their non-URG counterparts in KC

After 3 cohorts of KC...Black students (23):

- Not stronger sense of community (composite Mapworks survey score; 5.3 vs. 5.5)
- More units earned in 1st year (27.0 vs. 21.8)
- Higher 1st year GPAs (2.72 vs. 2.34)
- Higher rates of Gateway course completion (especially in Bot, Chem, and Math 113/101)
- Not higher 1st year retention at HSU (74% vs. 81%) nor in STEM specifically (65% vs. 65%)

After 3 cohorts of KC...First-gen students (119):

- Stronger sense of community (composite Mapworks survey score; 5.47 vs. 5.06)
- More units earned in 1st year (26.7 vs. 23.2)
- Higher 1st year GPAs (2.81 vs. 2.54)
- Higher rates of Gateway course completion (especially in Bot, Chem, and Math 113/101)
- Higher 1st year retention at HSU (77% vs. 69%) and in STEM specifically (71% vs. 55%)

After 3 cohorts of KC...Low-income students (98):

- Stronger sense of community (composite Mapworks survey score; 5.43 vs. 5.14)
- More units earned in 1st year (27.0 vs. 23.4)
- Higher 1st year GPAs (2.74 vs. 2.54)
- Higher rates of Gateway course completion (especially in Bot, Chem, and Math 113/101)
- Higher 1st year retention at HSU (74% vs. 71%) and in STEM specifically (63% vs. 53%)